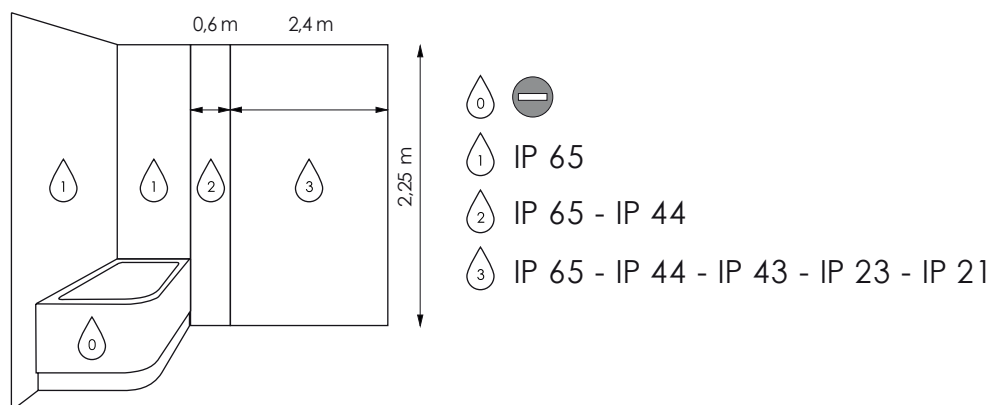







**Brio IP44
2859.257**
SAFETY INSTRUCTIONS






Please, for your safety, always turn off the power supply during installation and maintenance.
Installation should be done by a qualified electrician.


INSTALLATION INSTRUCTIONS

The technical specifications must be considered at all times. Refer to the symbols below.

- * IP 44 The IP values indicate the degree of protection against external solids and liquids.
We distinguish in the bathroom 3 different zones , of the amount of exposure to moisture.
You can display all our mirrors with IP44 value in zone 2 or 3, not in zone 0 or 1.
- *  Only the  marked goods are suitable for being affixed to normal flammable surfaces.
- *  Protection class 2: goods have double isolation and can be earthed.
- *  Article must be used indoors.
- *  The CE marking is a declaration by the manufacturer that the product complies with European standards.

200-240 V
Pmax: 10W

IP44     

Brio IP44
2859.257

